

# Weekly Development Application and Building Activity Report (February 18 - February 24, 2023)

## Applications Submitted in 2023, Feb 18 - Feb 24

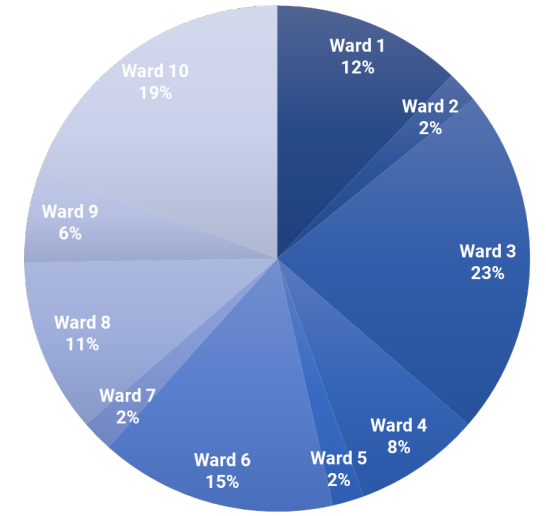
Total # of Applications: 5



## Leading Wards in 2023, Jan 01 - Feb 24

Total # of Applications: 99

- 1 Ward 3 has received the highest amount of development applications at 22
- 2 Ward 10 has received the second highest amount of development applications at 19
- 3 Ward 6 has received the third highest amount of development applications at 15

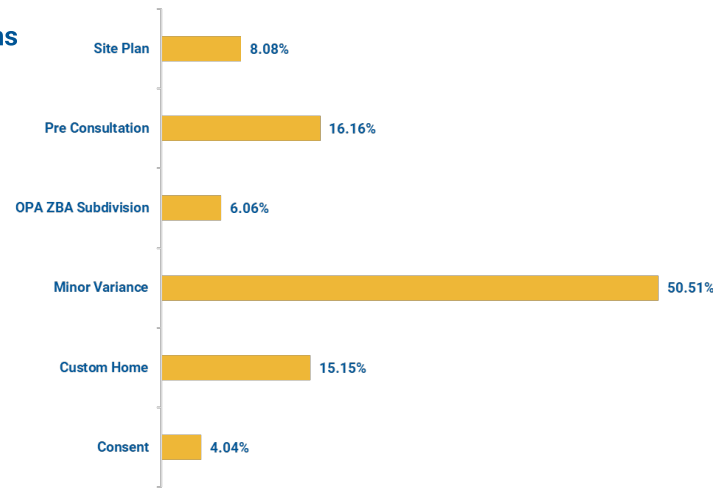


## Applications Submitted in 2023, Jan 01 - Feb 24

Total # of Applications: 99

### Categories with Highest Quantity of Applications

- 15% Custom Home
- 16% Pre-Consultation
- 51% Minor Variance



## Sustainability Score

Total # of Applications: 5

The Sustainable New Communities Program requirements for sustainability scores are only applicable to "Full" Site Plans, Draft Plans of Subdivision (10 residential units or more), and Block Plans.

0 out of 5 applications fit the criteria for a sustainability score.



## Applications by Employment

Total # of Applications: 5

0 out of 5 lead to employment.

## Notable Application

**Applicant:** Weston Consulting  
**Address:** 21 McMurchy Ave. N  
**Location:** Ward 1



**Proposed:** Eight townhouse blocks accommodating a total of 52 units.

## Total # of Residential Units Proposed in 2023, from Jan 01 - Feb 24

Residential Units Proposed: **2,283**

\*Includes only OPA ZBA Subdivision and Site Plan applications.

## Total GFA of Industrial / Commercial / Institutional Proposed in 2023, from Jan 01 - Feb 24

Gross Floor Area for Industrial / Commercial / Institutional Proposed: **19,675 m<sup>2</sup>**

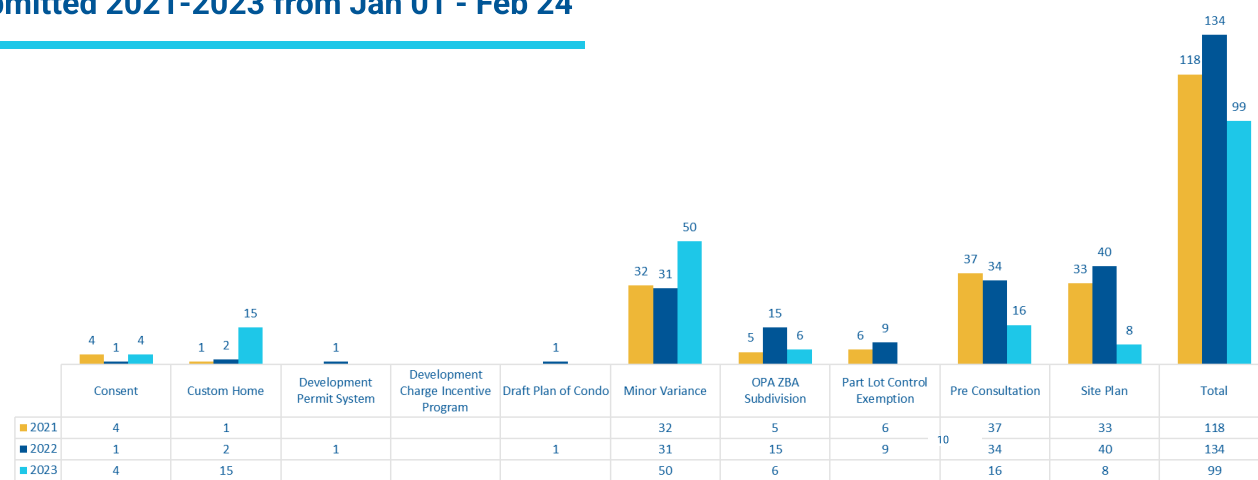
\*Includes only OPA ZBA Subdivision and Site Plan applications.

## Total # of Applications Submitted 2021-2023 from Jan 01 - Feb 24

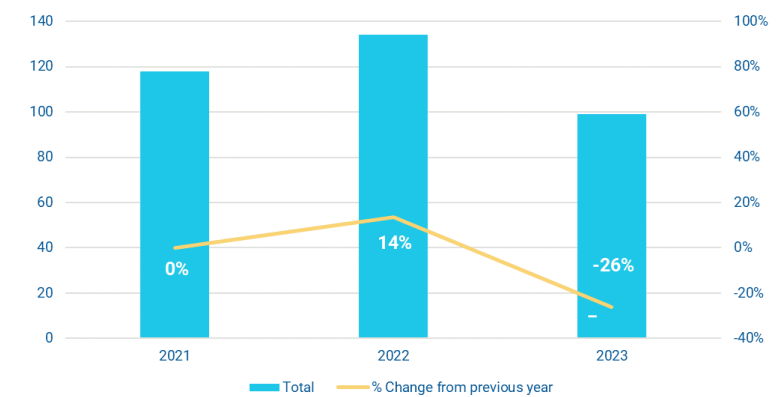
**118**  
Applications in 2021

**134**  
Applications in 2022

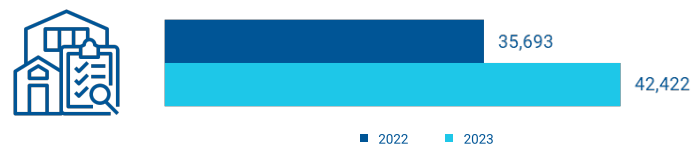
**99**  
Applications in 2023



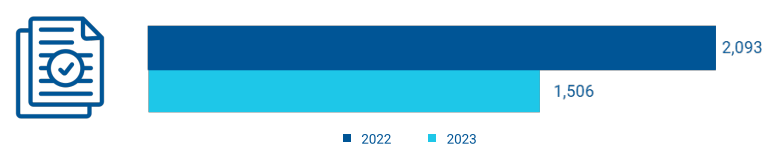
## Change in # of Applications Submitted 2021-2023 from Feb 11 - Feb 24



## # of Inspections 2022-2023 from Jan 01 - Feb 24



## # of Permits Issued 2022-2023 from Jan 01 - Feb 24



## Construction Value 2022-2023 from Jan 01 - Feb 24

